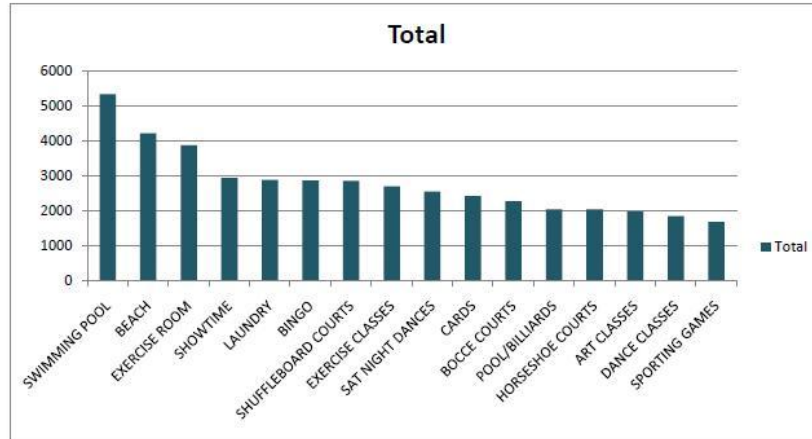


Resident Survey Results

Trailer Estates Park and Recreation District

Current Amenities, January 2009

Sum of Values Applied to Rankings
Higher Number Equals More Importance



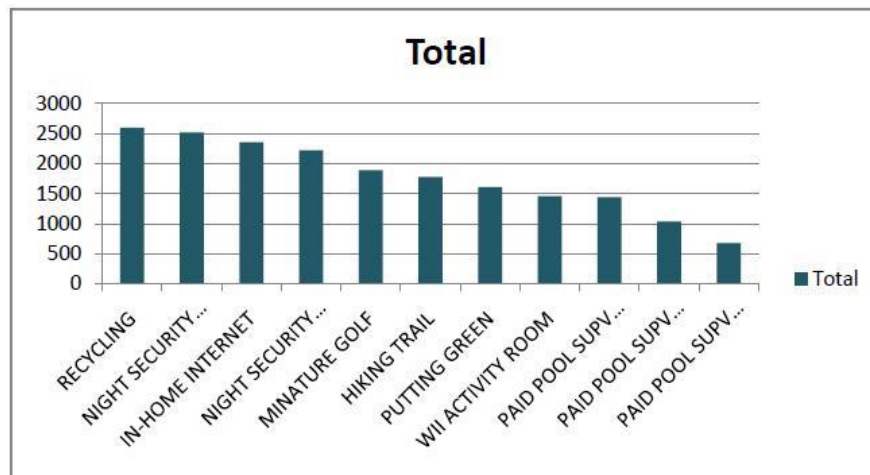
KEY: Rank 1 = Value 16, Rank 2 = Value 15, Rank 3 = Value 14, and so on.
TOTAL: 387 Questionnaires Submitted

Board Budget Questionnaire
Chart, Question 1

Trailer Estates Park and Recreation District

Additional Amenities, January 2009

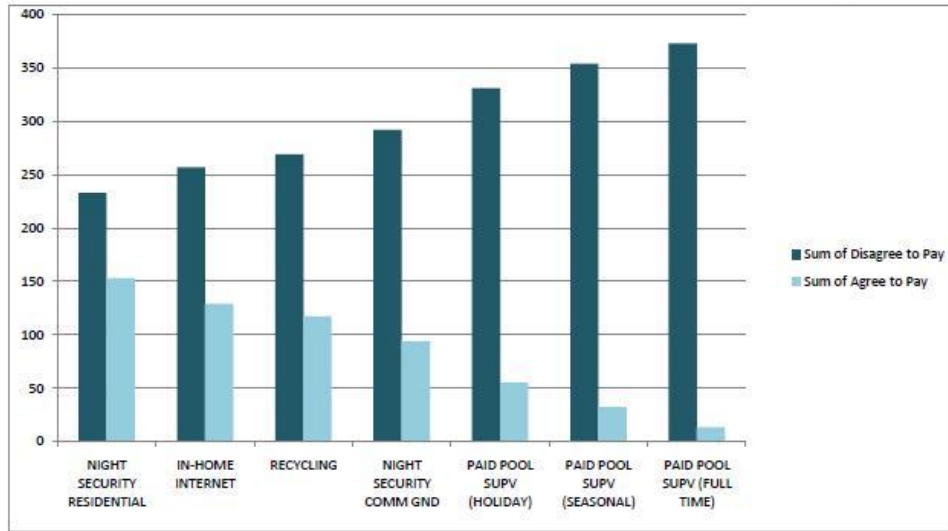
Sum of Values Applied to Rankings
Higher Number Equals More Importance



KEY: Rank 1 = Value 11, Rank 2 = Value 10, Rank 3 = Value 9, and so on.
TOTAL: 387 Questionnaires Submitted

Board Budget Questionnaire
Chart, Question 2

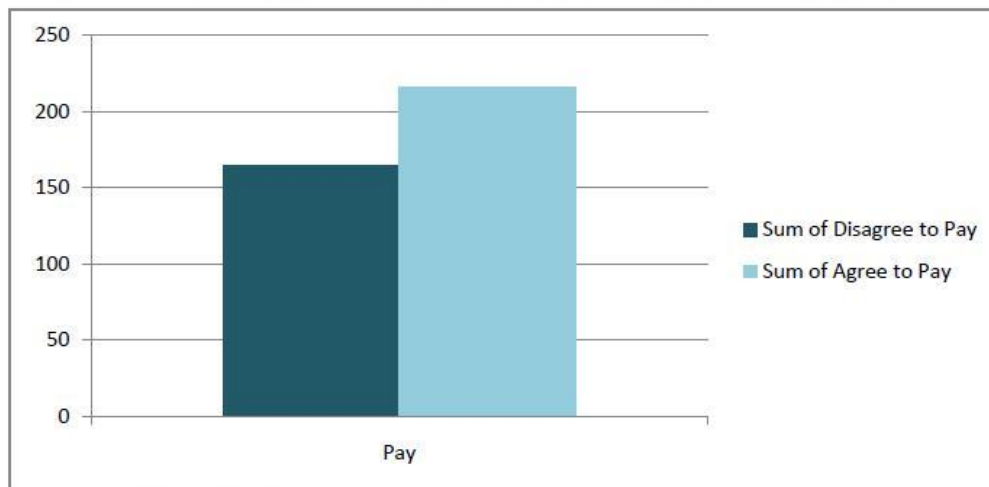
Number of Respondents Willing to Pay Higher Yearly Assessment for Additional Amenities



Column Values: Total Number of Respondents
 Default Entry: Disagree to Pay
 Total: 387 Questionnaires Submitted

Board Budget Questionnaire
 Chart, Question 3

Number of Respondents Willing to Pay Higher Yearly Assessment to Maintain Current Services/Amenities



Column Values: Total Number of Respondents
 Default Entry: Disagree to Pay
 Total: 387 Questionnaires Submitted

Board Budget Questionnaire
 Chart, Question 4

